

INVEST IN DERBY



Derby has over 200 rail-related companies, the largest concentration in the world.

Invest in Derby

"Derby has a crucial role to play in this country's economic future"

Miles Templeman - Director General, Institute of Directors

Rolls-Royce, located in Derby, boasts the UK's largest nuclear skills base.

Derby's aerospace, rail and nuclear employment base is four times higher than any other UK city.

Office Government Statistics 2010

Derby is one of the top five aerospace centres in the world.

Derby's rail sector contributes £2.6bn of economic output to the local economy. *Derby City Council*

Transport organisations based in Derby

Rolls-Royce Plc (civil aerospace and marine divisions)

Toyota Motor Manufacturing (UK)

Bombardier Transportation UK

East Midlands Trains

Atkins Rail

Delta Rail

Balfour Beatty

Interfleet Technology

"The city maintains its reputation as the UK's leading Hi Technology City in terms of employment with internationally renowned companies including Rolls-Royce, Bombardier Transportation and Toyota". Invest in Derby

TRANSPORT INDUSTRY

"Derby offers a different vision of Britain's future"

The Economist

15 Universities are based an hour from the city. They deliver over 360,000 students and ensure Derby's workforce has the UK's highest proportion of graduates.



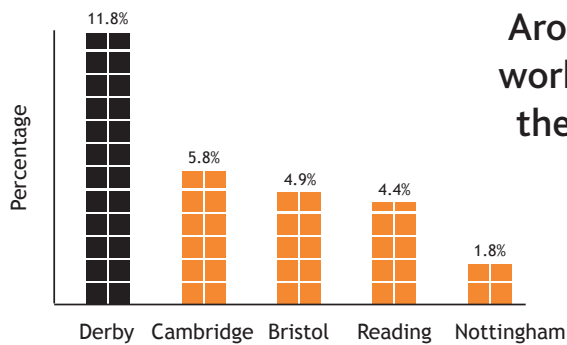
Derby has 20% more wealthy achievers than the national average. Derby's economy is worth around £5.5bn of Gross Value Added (GVA) - Making it the fastest growing city for wealth by GVA.

State of the Cities Database: HMG

"Derby: Marvel of the Midlands"

The Independent

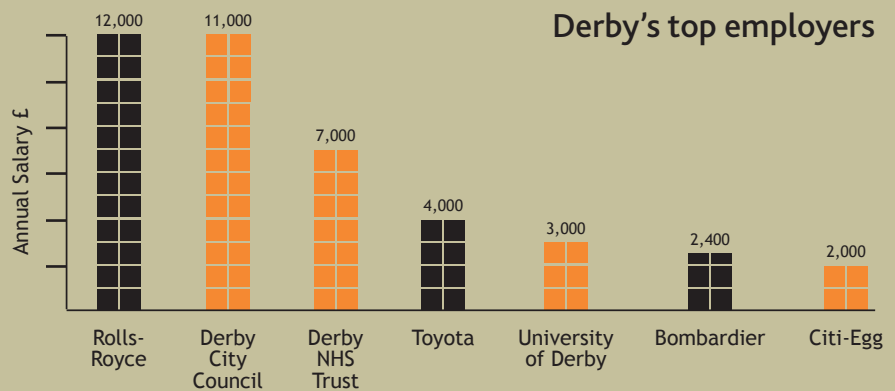
Employment in high technology industries



Around 12% of Derby's workforce is involved in the aerospace, rail and nuclear industries.

HMG State of the Cities

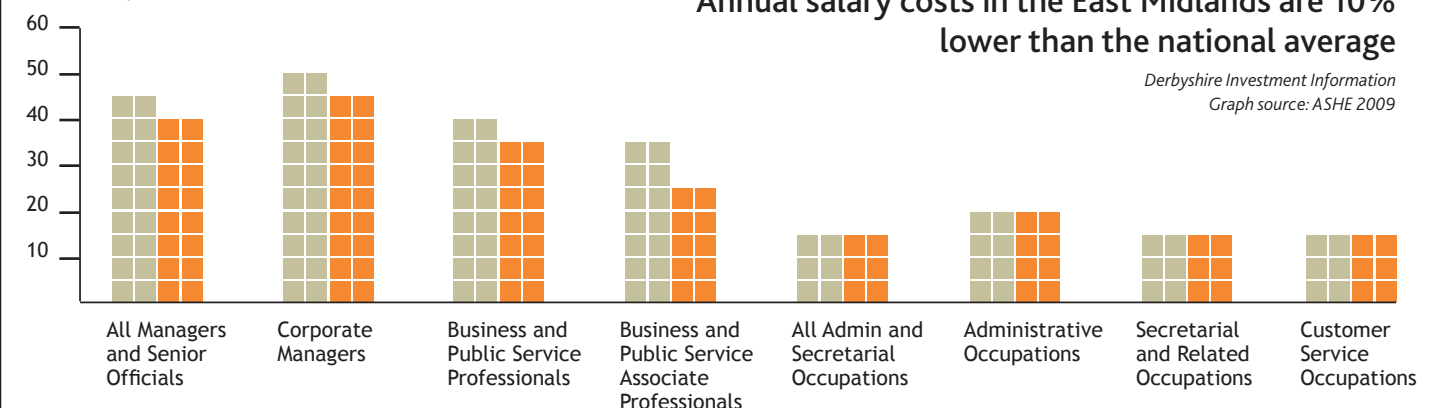
Derby's top employers



Derby benefits from:

- 7,000 residents working as professionals in science and technology
- 5,000 skilled engineers working in metal and electronics
- An unrivalled concentration of skilled, creative engineers amongst other UK cities
- 12,700 advanced manufacturing jobs in the city
- A strong presence in high value Research and Development and design functions
- The UK's largest concentration of advanced manufacturing employment

Annual Salary £ UK East Midlands

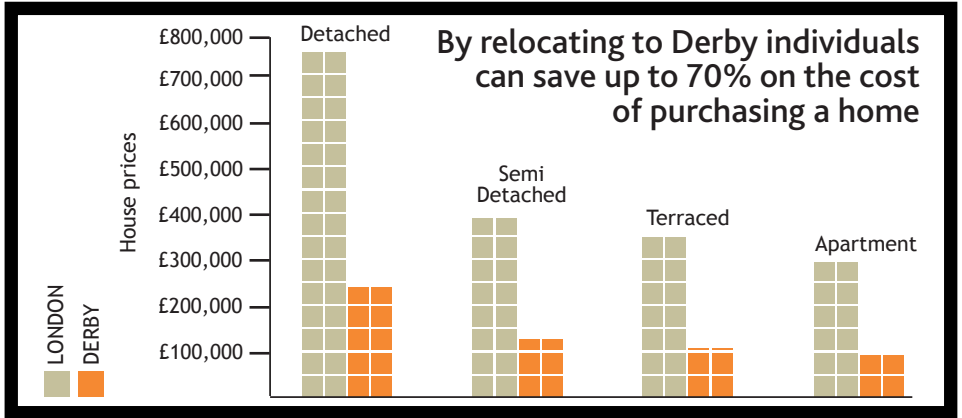


Annual salary costs in the East Midlands are 10% lower than the national average

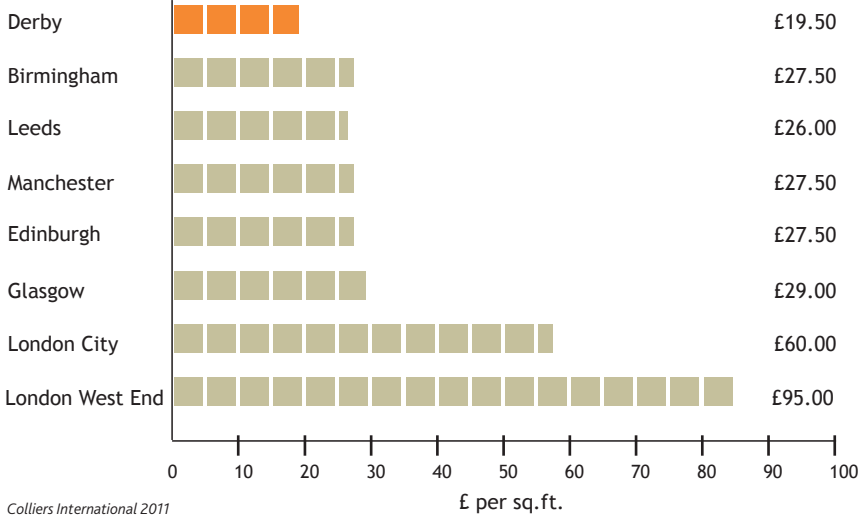
*Derbyshire Investment Information
Graph source: ASHE 2009*

Derby offers a bespoke package of support. It can also provide assistance in identifying staff, sites and premises as well as broker business support.

Marketing Derby



Up to 80% saving on Prime Office Rent compared to London



New Grade A Office Locations

- 1 Central Square
- 2 City Gate House
- 3 Former DRI Site
- 4 Friar Gate Square
- 5 Number One Cathedral Green
- 6 ONEDERBY
- 7 Riverlights
- 8 Sadler Square

Available Office Locations

- 9 Heritage Gate
- 10 Cardinal Square
- 11 Pentagon House
- 12 Lonsdale House
- 13 Midland House
- 14 St.Helen's Court
- 15 Mallard House



One Derby

A 400,000 sq ft office scheme of six, 6-9 storey buildings set in 3 acres within the city centre.
www.onederby.co.uk



Central Square

Large open plan Grade A office accommodation located in the heart of the city's new Business quarter.
www.centralsquarederby.com



Number One Cathedral Green

A mixed-use scheme will offer 95,000 sq ft of grade A office in the heart of the city centre.
www.wbdevelopments.co.uk



City Gate House

60,000 sq ft of Grade A office space over four-storeys.
www.cedar-house.co.uk



Nightingale Quarter

Proposals for 20 acres of land close to the Westfield Centre include a major mixed-use development.
www.nightingalequarterderby.com



Friar Gate Square

100,000 sq ft development will consist of two landmark office buildings.
www.innes-england.com

ADDITIONAL DERBY FACTS

England's fastest growing city by GVA.

A travel to work population of 1.7m and access to 6m people within one hour.

England's most central city – 80% of the country's population is within a two hour drive of Derby.

Derby is the "safest" city in the Midlands.

The average price for a semi-detached home in the city of Derby is £166,120, which compares favourably with the East Midlands (£126,456) and the UK (£196,506) making Derby an affordable place to live.

The government has identified Derby as a housing Growth Point. By 2026 over 12,000 more homes will be built in Derby.

Derby's NVQ Level 4 skill base is well above the regional and national average.



Connectivity and Transport

Over 30 high speed train connections to London St Pancras International daily with a typical journey taking only 90 minutes. The network connects to all major UK cities, and via the Eurostar terminal, Paris and Brussels within 4 hours. Derby Station has recently undergone an £23m refurbishment.

East Midlands Airport can be reached in only 15 minutes by road from Derby city centre. It offers access to over 100 destinations in Europe, Africa, the Caribbean and North America. It is the UK's leading airport for express freight and is the main centre of UK operations for DHL, UPS and Royal Mail. Birmingham and Manchester International airports are 45 minutes and 1.5 hours drive from the city.

Derby is central to the motorway network. Birmingham, Leicester and Nottingham are less than an hour away, and Manchester, Leeds and Liverpool are within 90 minutes drive. The city centre is just 10 minutes from the motorway network – M1 and the main trunk routes to the M42 and M6.



CONTACT

Marketing Derby
Number One Pride Place
Pride Park
Derby
DE24 8QR

Charlotte Peach

Investment Development Manager

01332 201860

charlotte.peach@marketingderby.co.uk

www.investinderby.co.uk

MARKETING DERBY

The Invest in Derby team has a wide range of expertise and draw upon close links with the Local Authority and the Property and Business communities to ensure you receive the best advice and guidance available whatever your business requirement.

Our free and confidential service can be tailored to suit your needs and offers:

- Bespoke research and economic data
- Location Advice
- Recruitment & Training support
- Links to local business networks
- Property Solutions
- Access to funding and incentives
- Relocation support for staff